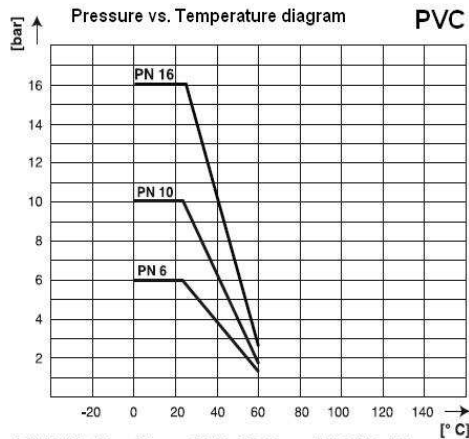


# Manually operated 2-way ball valves VM2V



- Secured handle, lockable
- In-line pattern
- 100% free way

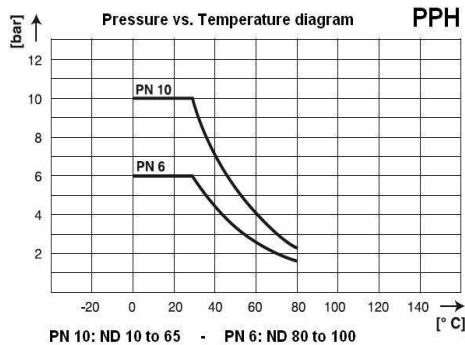
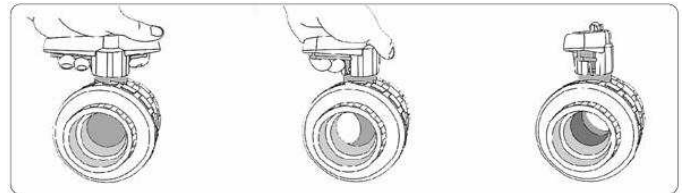


## GENERAL FEATURES

The 2-way ball valves, type S4, are designed for industrial and chemical applications with various materials combination.

Ball seat seals made of PTFE allow a long operating time.

A safety and locking handle for a non-accidental operation.



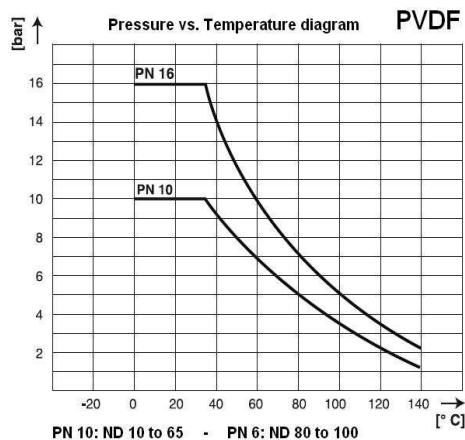
## CARACTERISTIQUES TECHNIQUES

Body: PVC  
PPH  
PVDF  
Ball: same material as body  
Ball seating joints: PTFE  
Sealing: EPDM or FPM  
Connections: socket unions

## CODE NUMBERS AND REFERENCES

DN	PVC, seals:		PPH, seals:		PVDF seals FPM
	EPDM	FPM	EPDM	FPM	
10	AD 121 116	AD 121 117	BD 121 378	BD 121 377	CD 121 449
15	AD 121 118	AD 121 119	BD 121 379	BD 121 412	CD 121 450
20	AD 121 120	AD 121 121	BD 121 381	BD 121 380	CD 121 448
25	AD 121 122	AD 121 123	BD 121 383	BD 121 382	CD 121 451
32	AD 121 124	AD 121 125	BD 121 385	BD 121 384	CD 121 452
40	AD 121 048	AD 121 126	BD 121 387	BD 121 386	CD 121 453
50	AD 121 049	AD 121 127	BD 121 389	BD 121 388	CD 121 454
65	AD 121 128	AD 121 129	BD 121 391	BD 121 390	CD 121 455
80	AD 121 130	AD 121 131	BD 121 393	BD 121 392	CD 121 456
100	AD 121 746	AD 121 747	BD 122 094	BD 122 115	CD 122 032

*Other connections (material or type): according to your inquiry.*



# BAMO MESURES

22, Rue de la Voie des Bans - 95 100 ARGENTEUIL - FRANCE

Phone +33 (0)1 30 25 83 20 - E-mail: [info@bamo.fr](mailto:info@bamo.fr)

Fax: +33 (0)1 34 10 16 05 - <http://www.bamo.eu>

Manually operated 2-way ball valves

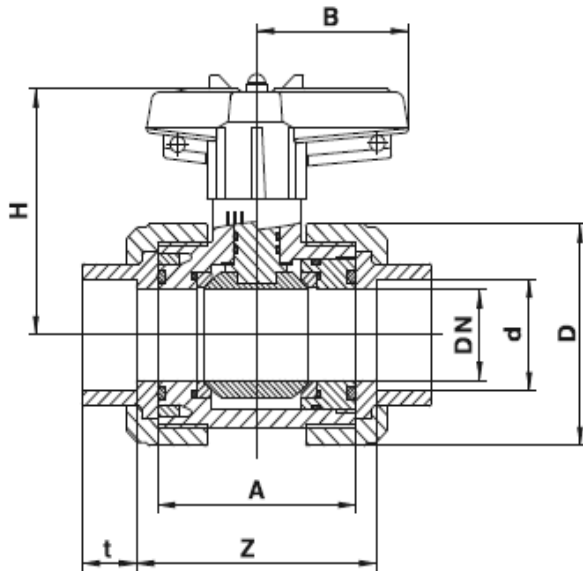
**VM2V S4**

ac 12

PLAS

934-02

## DIMENSIONS



## PVC

d	DN	A	Z	t	D	H	B	PN	Mass, kg
16	10	62	67.5	16.5	53	72	40	16	0.22
20	15	62	67.5	16.5	53	72	40	16	0.22
25	20	70	76	19.5	63	78.5	51.5	16	0.33
32	25	74	81	22.5	70	81.5	51.5	16	0.41
40	32	84	90	26.5	85	100	64	16	0.65
50	40	95	104	31.5	101	107.5	73	16	1.03
63	50	109	121	38.5	121.5	116.5	85	16	1.55
75	65	137	148	45	155	144	110	16	3.24
90	80	163	183	55.5	188	163	132	10	5.44
110	80	163	176	64	188	163	132	6	5.44

## PPH

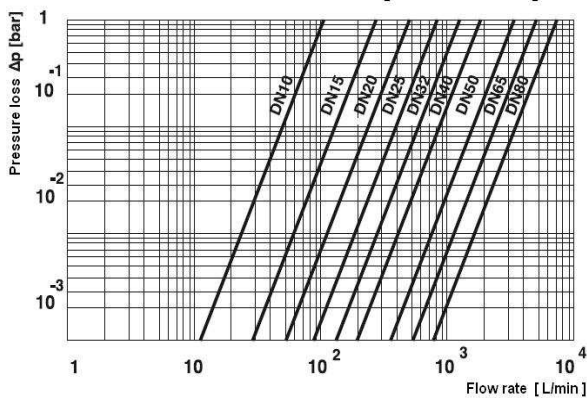
d	DN	A	Z	t	D	H	B	PN	Mass, kg
16	10	62	71	14	52.5	71.5	40	10	0.22
20	15	62	67.5	16	52.5	71.5	40	10	0.22
25	20	69	79	17	62	77	51.5	10	0.33
32	25	73	84	19.5	69.5	80.5	51.5	10	0.41
40	32	83	96	22	84	98.5	64	10	0.65
50	40	94	114	25	100	106.5	73	10	1.03
63	50	108	134	29	120.5	115.5	85	10	1.55
75	65	133	162	34.5	155	142	110	10	3.24
90	80	160	208	38.5	187	160	132	6	5.44
110	80	160	207	44	187	160	132	6	5.44

## PVDF

d	DN	A	Z	t	D	H	B	PN	Mass, kg
16	10	62	70	14.5	51.8	71.5	40	16	0.25
20	15	62	67	16	51.8	71.5	40	16	0.25
25	20	70	79	17	61.5	77	51.5	16	0.38
32	25	174	83	19.5	68.5	80.5	51.5	16	0.49
40	32	84	95	22	83.5	98.5	64	16	0.81
50	40	95	114	25	98	106.5	73	16	1.22
63	50	109	134	29	118	115.5	85	16	1.91
75	65	137	147	34.5	151	142	110	16	3.82
90	80	163	211	38.5	183	160	132	10	6.43
110	80	163	167	44	183	160	132	10	6.43

## FEATURES

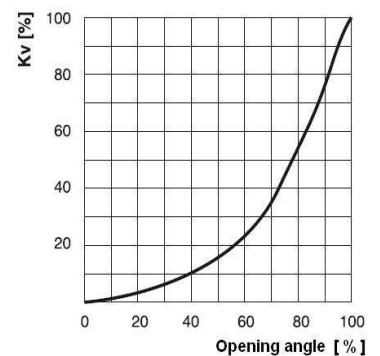
Pressure loss vs. Flow rate [ water at 20°C ]



Kv value table

Kv	Pressure loss	
	1 bar	0.001 bar
DN 10	107 L/min	3.4 L/min
DN 15	278 L/min	8.8 L/min
DN 20	509 L/min	16.1 L/min
DN 25	843 L/min	26.7 L/min
DN 32	1269 L/min	40.1 L/min
DN 40	1858 L/min	58.7 L/min
DN 50	3424 L/min	110 L/min
DN 65	5133 L/min	165 L/min
DN 80	7455 L/min	240 L/min

Flow characteristics



# BAMO MESURES

22, Rue de la Voie des Bans - 95 100 ARGENTEUIL - FRANCE

Phone +33 (0)1 30 25 83 20 - E-mail: info@bamo.fr

Fax: +33 (0)1 34 10 16 05 - http://www.bamo.eu

Manually operated 2-way ball valves

## VM2V S4

ac 12

PLAS

934-02